

EasyFill



FILLER



Maximum filling ability, fills in one step




Water-based binder. For the production of wood filler. The newest generation of Water-based fillers fills larger gaps in one application. Exceptional filling ability, fast drying and fast sandability in total lead to significant time savings.

- Easy to work with
- Closes even wider joints by one-time application
- No subsiding of the filler in the joint
- Very fast drying
- Excellent sandability; clearly visible and low adhesion on sanding paper
- Excellent color scheme for oiled and finished surfaces
- Applicable to all common European and exotic wood types
- Odor neutral

Range of use:

For closing joints and small areas of damage to bonded parquet and hardwood floors. Old flooring with oversized and dirty joints, as well as wooden constructions involving nailed or screwed hardwood floors, are not generally treated with putty, as the dried putty will break out at least in some parts.

Technical Data

ART.-NO.			
11039	1l	12	480
	5l	4	128

Solids 30 ±2%

Storage and transportation 12 months of storage stability. No hazardous material according to ADR.

Store at +5 to +25°C. No risk of frost damage during transportation.

GISCODE W2+

Application

- The surface must be professionally sanded. The floor must be dry and free of any old coatings, oil, grease, wax, silicone, sanding dust and other impurities.
- The optimal processing conditions are room temperature +15°C to + 25°C, floor temperature +15°C to +22°C, rel. humidity 40% to 75%, material temperature +18°C to + 25°C, max. wood moisture 12%, sufficiently ventilate working rooms.
- In order to prevent parquet damage, the room temperature should be set to the annual average expected for the use of the product.
- Shake the contents well.
- Observe general and, if necessary, product-specific occupational health and safety regulations. Further information can be found in the GISCODE-related operating instructions which are available under www.wingis-online.de.

THINNER / MIXING

The product is ready for use and must not be reduced!

APPLICATION TOOL / APPLICATION RATE

LOBA trowel / approx. 100ml/m² (10 m²/l). Application rate may vary depending on the joints width.

DRYING TIME

- For fine joints, sand after no less than 15 minutes.
- For renovations with extremely large joints, allow to dry overnight.
- Rework with the recommended surface treatment systems after no less than 60 minutes.

SYSTEMS SUITABLE FOR SURFACE TREATMENT:

- All LOBA finish and oil systems.

APPLICATION:

- After the medium sand (e.g. 60 grain) and before the fine sand (e.g. 100 grain).
- Mix the product with the finest wooden sanding dust as possible for the type of wood in question to form a paste-like, silky putty.
- The finer the sawdust used, the easier the putty will be to apply and therefore the better its adhesion to the joint.
- The entire floor is scraped off before the fine sanding stage.
- For larger joints or damage, repeat the process after drying.
- Carefully remove the remainder from the surface.
- Completely sand away (fine sanding) any putty remaining on the surface after drying.

Tip: A perfect color result is achieved at a mixing ratio of 1:10 by weight (sanding dust content to binder).

COLORING OF DARK WOOD SPECIES:

The coloring of dark woods can be improved by adding Mixol universal tinting paint. Pour 5 litres of LOBA EasyFill into a bucket, add 200 ml of MIXOL and stir with a paint mixer to a uniform consistency. In order to avoid colour deviations, always mix sufficient mass for a continuous surface.

- **Mixol Dark Brown 23** For dark wood types like: smoked oak, wenge, pangapanga
- **Mixol Chestnut 20** For reddish wood species such as: jatoba, merbau, mahogany

Further tips for the described application can be found in the TTT "Filling of dark or reddish woods".

General guidelines

Cleaning of tools: Clean tools and equipment immediately with water.

Drying time: The stated drying times apply at +20 °C and 50% relative humidity with careful draught-free ventilation of the working rooms. Lower temperatures, higher rel. humidity and poor ventilation lead to delays in drying. Do not damp clean or lay carpets before final hardness is reached. Use LOBA Cover 400 to cover the surface before final hardness is reached. Product-specific information can be found in the respective Technical Information.

Edge bonding: Water-based coating systems usually show a tendency for edge bonding. Several measures can be taken to minimise the formation of irregular joints and the associated locking effect. The use of shear-resistant or firm elastic adhesive to glue the parquet, careful filling of the joints with wood putty, use of suitable primers, such as LOBA EasyPrime, pretreatment of the groove sides on solid wood boards with wax compatible with the coating before laying. Taking steps to ensure that the room climate, in particular the relative humidity, remains constant. (Careful advising of the customer is recommended). Old floors with damaged, weak adhesives, and flexibly glued or nailed parquet, plank flooring, wood block flooring, industrial parquet, as well as parallel parquet, parquet on underfloor heating, and woods which change their moisture content quickly, such as beech and maple.

General guidelines

The information in this document and all other advice and recommendations that we provide to help and assist the applicator are based on previous experience and relate to Spezial conditions. Because of the wide range of possible uses and conditions of application of our products, we do not relieve users from the need to carry out their own trials or to seek technical advice by speaking to the LOBA application engineering department. Observe the floor covering manufacturer's recommendations and the provisions of the current standards. Our liabilities and

responsibilities are exclusively in accordance with our Terms and Conditions and are not extended by this information or by our advice. The publishing of a new technical data sheet automatically invalidates the earlier version.

The words or symbols denoted by ® stand for trademark rights that are at least registered and protected in the territory of Germany.