

# ParkettCare

## silk gloss



CARE PRODUCT



### Perfect care and semi-gloss shine




Water-based floor care product. To protect finished floors. Protects the finished floors by forming a protective layer against fine scratches and wear marks. Prevents preterm wearout and actively prolongs the durability of the surface.

- Maintains the floor's value and appearance
- Provides long-term protection against wear
- Can be used without restriction for prefinished wood floors
- Recommended by leading industrial wood floor manufacturers
- Brings new shine to heavily used and worn floors
- Easy and safe application

### Range of use:

Suitable care product for semi-matt and gloss-finished parquet and hardwood floors. Also ideal for UV-finished surfaces.

## Technical Data

ART.-NO.			
10011	1 l	12	480
	5 l	4	128
	10 l	-	60

### Storage and transportation

24 months of storage stability.  
No hazardous material according to ADR.  
Store and transport between +5 to +25°C. Protect from frost.

### GISCODE

GE10

## Application

- Remove loose dirt and dust in advance with a vacuum, broom or mop, then damp-wipe the surface with LOBA CleanFix or Cleaner. Stubborn dirt or care product residue must be removed in advance by stripping the surface. Please note the relevant product's technical information when doing this.
- Shake the contents well.
- Observe general and, if necessary, product-specific occupational health and safety regulations. Further information can be found in the GISCODE-related operating instructions which are available under [www.wingis-online.de](http://www.wingis-online.de).
- Follow the care instructions according to the area of application.
- The application of a maintenance layer can change the properties and/or gloss level. Test certificates for slip resistance and suitability for sports floors must be observed.

### THINNER / MIXING

The product is ready for use and must not be reduced!

### APPLICATION TOOL / APPLICATION RATE

LOBA Wischwiesel, on large areas with a suitable flat wiper mop / 30-40 ml(g)/m<sup>2</sup> = 25-35m<sup>2</sup>/l(kg) = 3-4 l/100 m<sup>2</sup>

### DRYING TIME

- Can be walked on after 1-2 hours.
- Full traffic capability and coverage after 12 hours.

## Application

### APPLICATION:

Material is pre-applied to the flooring in sections and then applied in an even layer. Lay the applicator as flat as possible on the floor and do not lift. Do not use pressure. Start at one side of the room and then work from wall to wall towards the opposite side of the room with the exit door. A room should always be completely treated in one go. Never rework the floor while it is drying since this can lead to streak formation.

### STRIPPING:

The product can be removed again by stripping with LOBA CareRemover. For details, see the product's technical information.

### IMPORTANT INFORMATION

In view of the wide variety of industrially coated surfaces and qualities of finish available in this sector, we also recommend consulting the covering manufacturer's care instructions. If in doubt, contact the covering manufacturer or LOBA technical department. Alternatively, you can test the suitability yourself on sample surfaces.

## General guidelines

**Cleaning of tools:** Clean tools and equipment immediately with water.

The information in this document and all other advice and recommendations that we provide to help and assist the applicator are based on previous experience and relate to Spezial conditions. Because of the wide range of possible uses and conditions of application of our products, we do not relieve users from the need to carry out their own trials or to seek technical advice by speaking to the LOBA application engineering department. Observe the floor covering manufacturer's recommendations and the provisions of the current standards. Our liabilities and responsibilities are exclusively in accordance with our Terms and Conditions and are not extended by this information or by our advice. The publishing of a new technical data sheet automatically invalidates the earlier version.

**Drying time:** The indicated drying times are valid for +20°C and 50% relative humidity, and assume careful, draught-free ventilation of the working area. Lower temperatures, higher relative humidity or poorer ventilation lead to longer drying times. Do not apply any protective coverings, wet clean the surface or lay carpet until the coating has achieved its final hardening. Product-specific data can be found in the relevant technical information.

The words or symbols denoted by ® stand for trademark rights that are at least registered and protected in the territory of Germany.