

# TECHNICAL INFORMATION

## ParkettOil






Maintenance oil based on solvents. To protect finished oiled floors. Preserves the beautiful appearance of oiled flooring as a full-surface care product or used to touch areas up.

- Refreshes tired and worn floors
- Removes slight damage in oiled surfaces
- Ideal for full-surface care or partial improvements
- Simple and safe application
- Preserves the non-slip properties of oiled flooring

### Range of use:

Suitable care product for oiled parquet and wooden hardwood floors.

## Technical Data

<b>Art.-no.</b> 10461			
	1 l 5 l	6 4	480 120
<b>Solids</b>	9.5 ±2%		
<b>Contents</b>	aliphatic hydrocarbons, modified vegetable oils, siccatives		
<b>Storage and transportation</b>	36 months of storage stability. Not sensitive to frost.		
<b>GISCODE</b>	Ö60		

## Application

- Observe the general and, if available, the product-specific health and safety instructions. More specific information relating to GISCODE can be found in the usage instructions, which are available at [www.wingis-online.de](http://www.wingis-online.de).

### Thinner

The product is supplied ready for use and must not be diluted!

### Application tool/application rate

LOBATOOL Wischwiesel, spray can or cloth / 10-30 ml/m<sup>2</sup> (30-100m<sup>2</sup>/l).

### Drying time

- Careful use possible after 4-6 hours.
- Full traffic capability and coverage after 12 hours.

2/2018



## Application

---

### Application:

Newly laid multi-layer elements and freshly oiled floors must be cleaned so they are dust-free (brush, vacuum). Apply ParkettOil evenly with a lint-free cloth or LOBATOOL Wischwiesel. Equalise any excess and avoid puddle formation. Flooring with sticky soiling can be cleaned by applying LOBACARE<sup>®</sup> ParkettSoap with a wet mop. After drying completely, apply ParkettOil.

Worn floors with traces of use can be prepared with a thorough cleaning using LOBACARE<sup>®</sup> Cleaner or LOBACARE<sup>®</sup> ParkettSoap, and if necessary with mechanical equalisation using a slightly abrasive LOBATOOL special pad (beige/green). After drying completely, apply ParkettOil.

For more serious damage, treatment with an impregnating oil may be necessary. We provide information about this in the LOBA care instructions for oiled wooden flooring.

Larger areas can be treated using the SprayCleaner method. Apply ParkettOil by spraying it on and equalising it by machine (single-disc machine with LOBATOOL special pad white).

On non-absorbent substrates e.g. newly laid or barely used parquet flooring that has been UV-oiled at the factor, the care oil cannot penetrate the wood, leading to wetting problems and/or delayed drying. To care for these types of flooring, LOBACARE<sup>®</sup> NatureWax, for example, can be used as an alternative.

### Important information

Keep soaked cloths, pads and other tools in closed containers. Moisten oil in combination with sanding dust, fabric cloths and so on with water or store in a sealable bucket and dispose of in a fire-safe manner, since otherwise there is a risk of self-ignition.



## General guidelines

---

**Cleaning of tools:** Clean tools with solvents such as brush cleaner.

**Drying time:** The indicated drying times are valid for +20°C and 55% to 65% relative humidity, and assume careful, draught-free ventilation of the working area. Lower temperatures, higher relative humidity or poorer ventilation lead to longer drying times. Do not apply any protective coverings, wet clean the surface or lay carpet until the coating has achieved its final hardening. Product-specific data can be found in the relevant technical information.

**Safety notes:** Flammable solvent vapours emerge during the drying process when working with products containing high quantities of solvents. As a result, fire, naked light, welding, smoking and so on are prohibited in the immediate vicinity of such products. Ventilate working areas and storage rooms well. Electrical equipment in workrooms and ancillary rooms must be switched off in sufficient time to ensure that they are cold when work begins. Any spark generation, including on electrical equipment, must be avoided. Keep material containers tightly closed. Solvent sensitive components, plants or animals (fish tanks) must be removed from areas at risk of exposure to solvent vapours.

The information in this document and all other advice and recommendations that we provide to help and assist the applicator are based on previous experience and relate to Spezial conditions. Because of the wide range of possible uses and conditions of application of our products, we do not relieve users from the need to carry out their own trials or to seek technical advice by speaking to the LOBA application engineering department. Observe the floor covering manufacturer's recommendations and the provisions of the current standards. Our liabilities and responsibilities are exclusively in accordance with our Terms and Conditions and are not extended by this information or by our advice. The publishing of a new technical data sheet automatically invalidates the earlier version.

The words or symbols denoted by <sup>®</sup> stand for trademark rights that are at least registered and protected in the territory of Germany.

