

TECHNICAL INFORMATION

CareRemover



Basic cleaning with the LOBA system




Remover for finished floors. Dissolves heavy soilings and old care layers. Regular stripping, coupled with coordinated maintenance, increases the lifespan of finished parquet flooring many times over.

- Removes old layers of care product
- Removes stubborn dirt
- Can be used universally on various varnished floors
- Material-protecting and pH-neutral

Range of use:

Suitable for removing old layers of care product from water-resistant floor coverings such as finished hardwood floors, cork coverings, linoleum, PVC and rubber coverings.

Technical Data

Art.-no. 10065			
	1 l 10 l	12 -	480 60
Solids	4.9 ±2%		
pH	7.6		
Contents	< 5% non-ionic surfactants, < 5% NTA (nitrilotriacetic acid) and salts thereof, perfumes, LIMONENE		
Storage and transportation	36 months of storage stability. Store and transport between +5 to +25°C. Protect from frost. No hazardous material according to ADR.		
GISCODE	GG60		

Application

- Shake the contents well.
- Observe the general and, if available, the product-specific health and safety instructions. More specific information relating to GISCODE can be found in the usage instructions, which are available at www.wingis-online.de.

Thinner

Water.



Application

Application tool/application rate

LOBATOOL spray can or wiper mop / 10-20ml/m² = 50-100m²/l (equivalent to 1-2l per 100m² with ready-to-use mixture) depending on the degree of soiling. Cleaning with a single-disc machine and LOBATOOL special pad green or a scourer-vacuum machine with suitable pads.

Application:

Preparation:

Mix stripper in a ratio of 1:4 to 1:6 with water and wet the surface using a LOBATOOL spray can, a wiper mop or the MarobGigant.

Stripping (cleaning machine) on medium to large areas:

After allowing the product to work for a short while, use a scourer-vacuum machine with suitable abrasive pad discs and vacuum up the resulting dirt immediately. To reduce foam build-up, add LOBACARE[®] Entschäumer (defoamer) to the dirty water tank.

Stripping (single-disc machine) on small to medium-sized areas:

After allowing the product to work for a short while, clean the surface with a single-disc machine with LOBATOOL special pad green underneath. Vacuum up the resulting dirt immediately with a wet vacuum cleaner or use cloths or wiper mops to soak it up.

Stripping (manual) on small areas:

Apply the cleaning fluid and, after a short while, clean the floor manually using a scrubber with a medium-hardness brush. Vacuum up the resulting dirt immediately with a wet vacuum cleaner or use cloths or wiper mops to soak it up.

Initial care:

After every strip, a further initial care step is required with a suitable LOBACARE[®] care product. The care product must only be applied when the flooring is completely dry.

Intensive cleaning

Stubborn dirt such as scuff marks that cannot be removed with LOBACARE[®] Cleaner can in many cases be removed by cleaning with CareRemover diluted in a ratio of 1:10 with water. The floor is then cleaned using a wiper mop suitable for the floor covering that has been dampened in this solution. Immediately after this, wipe off the solution with a mop dampened in water and neutralise it. Stubborn dirt can be removed using a cloth, brush or LOBATOOL special pad green and a single-disc machine (the use of more abrasive pads, dishwashing sponge, etc. can cause scratches on the surface). Suitability for use against certain types of dirt must be checked on an inconspicuous area before applying to the entire surface. Marks that have penetrated the finish or have been ground under it cannot be completely removed.

Important information

Where there is a heavy build-up of care products, the process may also need to be repeated several times. To finish, wipe over the surface with clean water and neutralise. This can also be done by machine.



TECHNICAL INFORMATION

CareRemover



General guidelines

Cleaning of tools: Clean tools and equipment immediately with water.

The information in this document and all other advice and recommendations that we provide to help and assist the applicator are based on previous experience and relate to Spezial conditions. Because of the wide range of possible uses and conditions of application of our products, we do not relieve users from the need to carry out their own trials or to seek technical advice by speaking to the LOBA application engineering department. Observe the floor covering manufacturer's recommendations and the provisions of the current standards. Our liabilities and responsibilities are exclusively in accordance with our Terms and Conditions and are not extended by this information or by our advice. The publishing of a new technical data sheet automatically invalidates the earlier version.

Drying time: The indicated drying times are valid for +20°C and 55% to 65% relative humidity, and assume careful, draught-free ventilation of the working area. Lower temperatures, higher relative humidity or poorer ventilation lead to longer drying times. Do not apply any protective coverings, wet clean the surface or lay carpet until the coating has achieved its final hardening. Product-specific data can be found in the relevant technical information.

The words or symbols denoted by ® stand for trademark rights that are at least registered and protected in the territory of Germany.

